



# SEGAOSSA E IMPASTACARNE

band bone saw  
stainless steel  
meat kneader

## SEGAOSSA

Apparecchio ad uso esclusivo professionale  
Destinato a macellerie, pescherie, grandi comunità,  
Fusione di alluminio anodizzato o verniciato  
Lama in acciaio di produzione nazionale  
Ampio piano di lavoro in acciaio inossidabile  
Spingi carne - Pulegge calibrate  
Rapido sblocco puleggia superiore  
Tendi lama registrabile  
Micro di protezione - Apparecchio certificato  
Norme CE - Fabbricato in Italia

## IMPASTACARNE

Apparecchio per uso professionale  
Struttura in acciaio inossidabile  
Indicato per macellerie  
Potente motore asincrono ventilato  
Centralina a 24 volt  
Ingranaggi elicoidali a bagno d'olio  
Coperchio con micro di sicurezza  
Vasca di lavorazione ribaltabile  
Pala di lavorazione in acciaio inossidabile  
Disponibili ruote - Norme CE - Fabbricato in Italia

## BAND BONE SAW

Professional heavy duty equipment  
Particularly suited for butcheries, fish shops, large community  
Fusion made from anodized or polished aluminium  
Italian make Steel blade  
Wide stainless steel working surface  
Meat pusher - Gauged pulley  
Upper pulley easy unlock - Adjustable blade stretcher  
Safety micro switch - Certified equipment  
CE approved - Proudly Made in Italy

## STAINLESS STEEL MEAT KNEADER

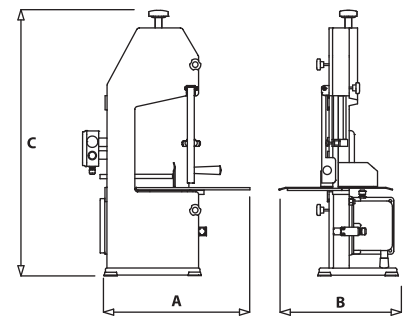

Professional equipment  
Stainless steel bodywork  
Particularly suited for butcheries  
Powerful asynchronous ventilated motor  
24volt control panel ensures safety during operation,  
and gives the operator maximum security  
Oil immersed gears - Safety micro switch on the lid  
Folding mixing tank - Stainless steel mixing shovel  
Wheels available - CE approved - Proudly Made in Italy



SEGAOSSA 1830



SEGAOSSA 1550






|             | A   | B   | C   | Alimentazione<br>Power supply<br>Spannung | Potenza motore fase<br>Single/ three phase power<br>Empfänger/Drehphasige-Motorleistung | Altezza pala<br>Cutting height<br>Schneithöhe | Peso netto<br>Net weight<br>Nettogewicht | Dimensioni imballo<br>Packing dimensions<br>Verpackungsdimension |
|-------------|-----|-----|-----|---|---|---|--|--|
|             | mm  | mm  | mm  | Volt/Hz                                   | Kwatt/Hp  | mm  | kg                                       | mm   |
| <b>1550</b> | 420 | 350 | 850 | 230/50 - 230-400/50                       | 0,75(1,00)  | 170   | 28                                       | 640x370x900  |
| <b>1830</b> | 500 | 400 | 980 | 230/50 - 230-400/50                       | 0,75(1,00)  | 210   | 38                                       | 640x370x1000   |

|  | A | B | C | Alimentación<br>Alimentación eléctrica<br>Питание | Puissance monophasé- triphasé<br>Potencia del motor mono/trifásico<br>Мощность 1/3 фазы | Hauteur de coupe<br>Alteza de corte<br>Высота реза | Poids net<br>Peso neto<br>Без нетто | Dimensiones embalaje<br>Размер упаковки |
|--|---|---|---|---|---|--|-------------------------------------|---|
|--|---|---|---|---|---|--|-------------------------------------|---|



## IMPASTACARNE



|                 | A   | B    | C    | Alimentazione<br>Power supply<br>Spannung | Potenza<br>Motor power<br>Leistung | Capacità<br>Capacity<br>Kapazität | Peso netto<br>Net weight<br>Nettogewicht |
|-----------------|-----|------|------|---|------------------------------------|-----------------------------------|--|
|                 | mm  | mm   | mm   | Volt/Hz                                   | Kwatt/Hp                           | kg                                | kg                                       |
| <b>FIC 30M</b>  | 360 | 720  | 570  | 230/50-230-400/50                         | 0,75 (1,00)                        | 30                                | 40,0                                     |
| <b>FIC 50M</b>  | 460 | 800  | 1020 | 230/50-230-400/50                         | 1,50 (2,00)                        | 50                                | 80,0                                     |
| <b>FIC 50B</b>  | 565 | 800  | 1040 | 230/50-230-400/50                         | 1,80 (2,50)                        | 50                                | 100                                      |
| <b>FIC 75M</b>  | 460 | 980  | 1020 | 230/50-230-400/50                         | 1,50 (2,00)                        | 75                                | 85                                       |
| <b>FIC 100B</b> | 565 | 1160 | 1040 | 230/50-230-400/50                         | 1,80 (2,50)                        | 100                               | 110                                      |
| <b>FIC 120B</b> | 630 | 1100 | 1080 | 230/50-230-400/50                         | 1,80 (2,50)                        | 120                               | 120                                      |